

Features

- Long run series and no welding spot
- Dot-free, no shadows, high temperature resistance
- Lighter and thinner, small in size
- 180° big luminous angle, Ra 90+

- Not easy to vulcanize, good luminous flux maintenance rate
- Stable internal structure and long service life
- Seamless linear lighting with good flexibility
- Multiple specifications available



Installation

- Fix with 3M adhesive.

Optical & Electrical Parameters

Model No.	Voltage	Ra	CCT/Wavelength	LM/ft	LM/W	W/m
COB-480-12V	12V DC	>90	2700K	245	80	10.0
			3000K	260	85	
			4000K	290	95	
			5000K	290	95	
			6500 K	305	100	

■ WN

Other Parameters

Model No.	Warranty	LED QTY (pcs/m)	Standard Packing Length	No Brightness Difference MAX	Working Temperature	Storage Temperature
COB-480-12V	5 Years	480	16'4" (5m)	16'4" (5m)	-4~+158°F	-4~+158°F

NOTE:

- The above data was measured under standard conditions and actual data may be different. We would update data without further notice.
- The luminous flux was tested while the corresponding-color products were lighted.
- UL max run refers to operating length at UL class II @100W.24V.
- Luminous flux values were measured in accordance to IES LM-80-08. LED chips with tolerance range of +/- 10%.
- Each maximum-run requires a dedicated power feed from the driver. Do not exceed the recommended maximum run length. Max run may exceed Class 2 limits.
- Actual wattage may be different from the calculated wattage due to voltage drop while using.
- Actual efficacy value is determined by the specific LED driver (power supply). An estimated efficacy value can be calculated as follows: Luminous intensity divided by average power consumption.
- Do not install products in conditions that exceed the listed ambient temperature. Exceeding the maximum ambient temperature may damage LED chips, reduce the total lamp life, luminous intensity output, and/or adversely impact color consistency.
- It is an advertising signage product. Please do not use it as main lighting.
- Cutting segments are marked on the profiles below.
- If the product power is greater than 15W, auxiliary heat dissipation appliances must be added.
- 180° is the luminous angle observed by the human eye, which is different with the actual tested angle;

Performance

- LED chip data measured in accordance to IES LM-80-08.
- Photometric & Colorimetry data measured in accordance to IES LM-79-08, in Blueview 's TUV Innovation Lab.

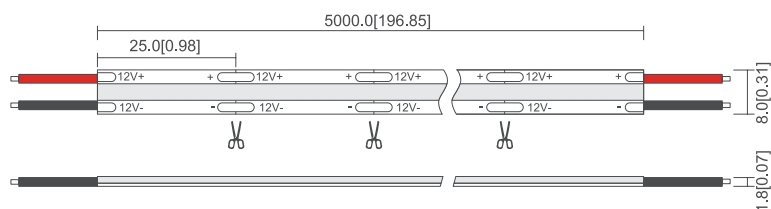
Compliance & Regulatory Approvals

	CE LVD	Standard: EN 60598-2-21: 2015; EN 60598-1: 2015; EN 62471: 2008; EN 62493:2015; EN 62031: 2015+A1: 2013+A2: 2015
	CE EMC	Standard: EN IEC 55015: 2019; EN IEC 61000-3-2: 2019; EN 61000-3-3:2013+A1: 2019;EN 61547: 2009
	CB	Standard: IEC 62031:2018
	UL LISTED	Standard: UL 2108 E468691-Low-voltage Lighting Systems, Power Units, Luminaires and Fittings
	RoHS	Standard: IEC62321

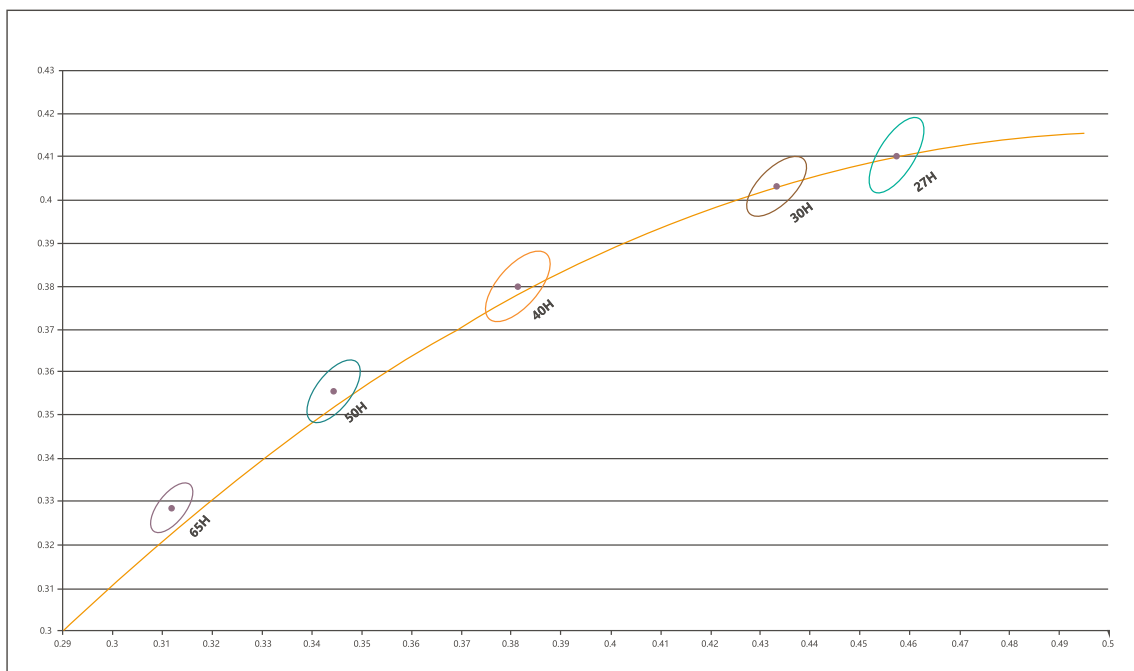
Profile Drawings

Unit: mm [inch]

COB-480-12V



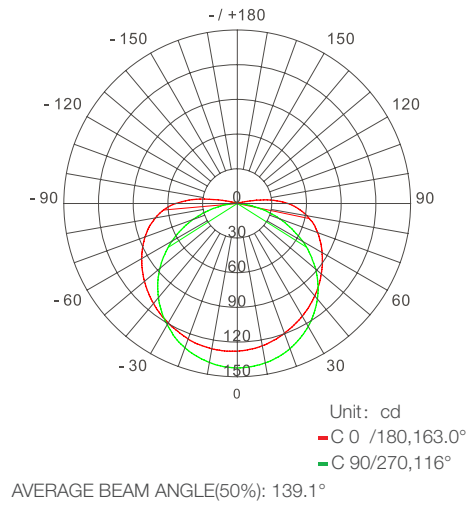
IE chromaticity diagram



Chromaticity Coordinates


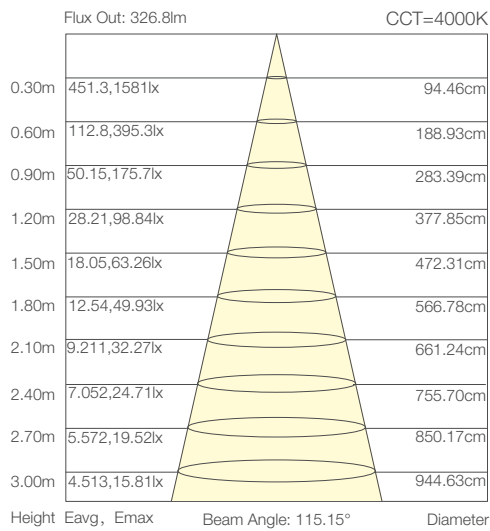
Bin code	27H	30H	40H	50H	65H
Color temperature(nm/k)	2660-2800	2940-3150	3880-4080	4820-5200	6230-6830
Center color coordinates	X: 0.4578 / Y: 0.4101	X: 0.4339 / Y: 0.4033	X: 0.3818 / Y: 0.3797	X: 0.3446 / Y: 0.3551	X: 0.3123 / Y: 0.3283

Luminous Intensity Distribution Diagram



Note: above data tested with FN-FC-320-24-5mm at 4000K , for other data,please consult sales rep.

Average Illumination



LUX Unlimited, Inc.

4121 NW 27th St., Miami, FL 33142
 Tel.: (305) 871-8774 Fax: (305) 871-8786 Toll Free: 800-326-4256
 futuredesigns1@hotmail.com www.futuredesigns.us